

KNX

BACnet

MQTT

Modbus

OPC
(DA/UA)

SNMP

Fidelio/Opera | Protel | Infor
RMS Cloud | CharPMS
VingCard Web | Kaba | Salto

DALI EnOcean
M-Bus DMX

Proprietary solutions

All-in-one

**Building management software for
medium-sized and enterprise building
automation projects**



NETx Shutter Control
Automatic Shading Control

Often the control mechanisms of available blind actuators are not sufficient

- Actuators provide a certain (limited) basic functionality
- An extension is not possible without further measures

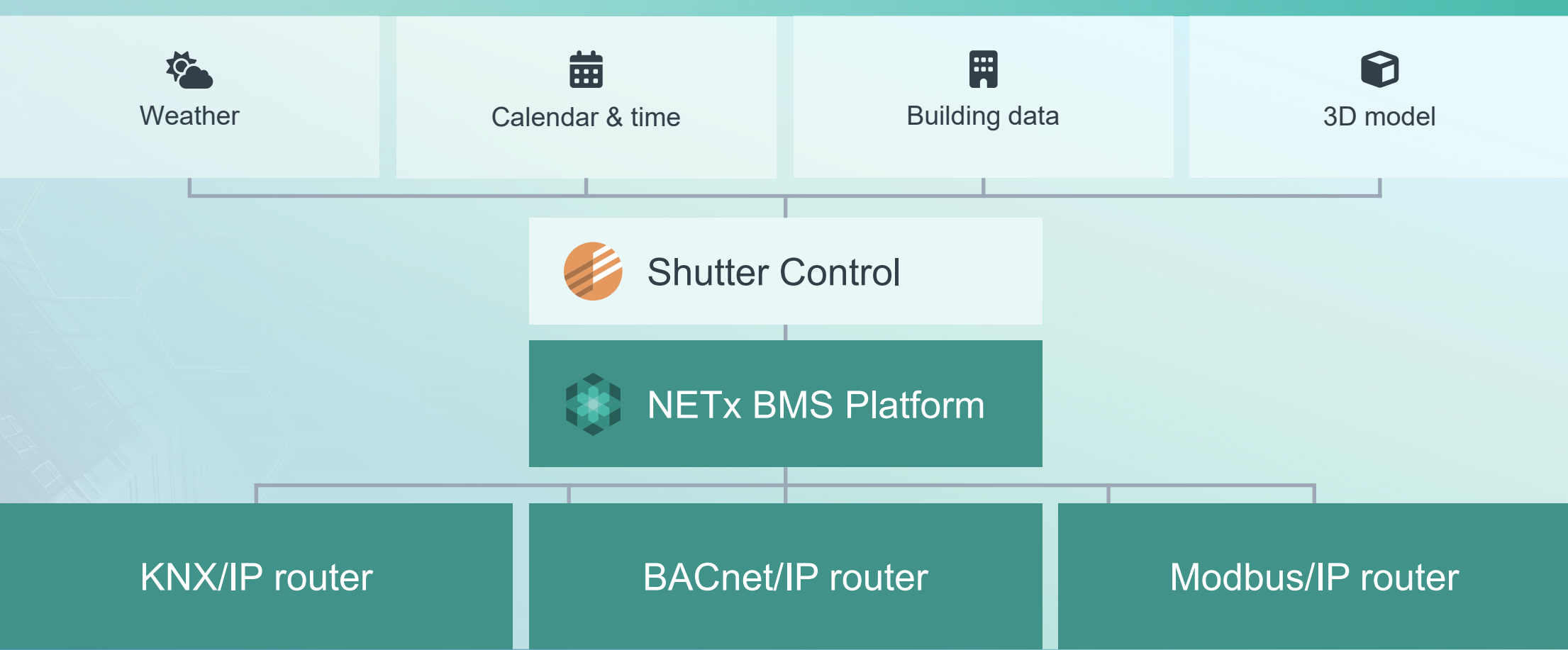
NETx Shutter Control is a software solution, which provides advanced and sophisticated control functionality for shading of complex buildings










- Determination of control commands based on weather, time and building information
- As a software solution the functionality can be extended

NETx Shutter Control is a project specific solution

- The system is tailored to the individual customer requirements and the characteristics of the building

System structure



		
3D design based on construction plans	Considering the current weather situation by using weather stations	Shading groups: blinds can be controlled individually or per group
		
Slat adjustment according to the elevation and azimuth angle of the sun	Dynamic calculation of the brightness threshold	Automatic control
		
Manual override via management interface	Wind alarms, safety mechanism and maintenance mode are considered	Alarm handling and "History Logging"

Graphical interface
customized for each project

Current status of shutters
and slats of all groups

Overview of current
weather data

View of all control commands of the system

Override through technicians possible
(also considering safety mechanisms)

High saving potential for heating and air-conditioning

No heating up

Harmonious facade

Constant light in the building

Central, comfortable control of thousands of blinds

Overview of the whole project and project status

Konfiguration

BMS

Workspace
C:\Program Files (x86)\NETxAutomation\NETx.BMS.Server.2.0\Workspaces\De

Excelverzeichnis

BMS Konfiguration generieren

Gruppeneinstellungen neu laden

Lamellenwinkel (Grad)	Lamellenwinkel (Prozent)
0	0
5	11
10	22
15	33
25	55
35	77
45	100

Verzögerung (Totzeit) runter (in Sekunden): 60

Verzögerung (Totzeit) rauf (in Sekunden): 60

Dynamische Helligkeitsschwellwerte

Hysterese (in %): 10

Schwellwert (Lux) für Monat: Jänner

Bearbeiten

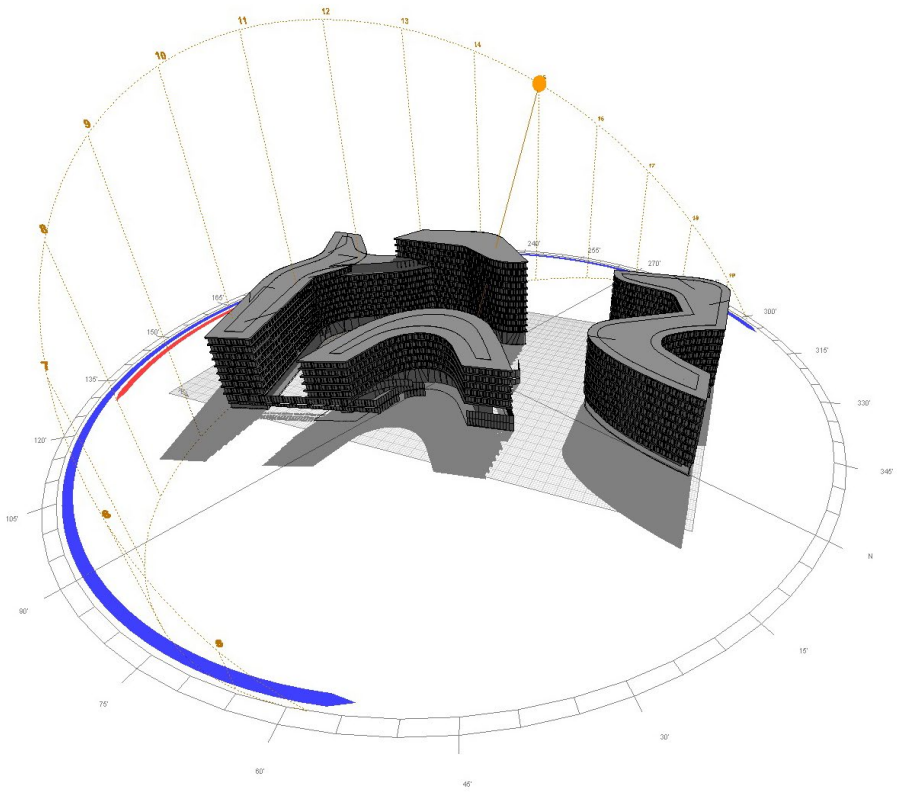
Tendenz	Winkel	Helligkeit
---------	--------	------------

NETx AUTOMATION

Server stoppen ✓ Shutter Server ✓ BMS Server ✓ Datenbank ✓ Helligkeit

The screenshot displays the 'Gruppen' (Groups) view within a 'Projekt' (Project) window. On the left, a tree view shows the hierarchy: Gebäudekomplex > Haus C > Stock 0 > Gruppe 00-A1-1 through 00-A4-5. The main area contains a table with 8 rows of data. The table columns are Name, Status, Jalousieposition, and Lamellenposition. The status for groups 00-A1-1 to 00-A2-4 is 'Sonne: Helligkeit überschritten', while for 00-A3-4 to 00-A4-5 it is 'Schatten: Bewölkt' or 'Schatten: Fremd-/Eigenschatten'. The jalousieposition is 'Unten' for the first four groups and 'Oben' for the last four. The lamellenposition is '3' for the first four groups and '0' for the last four. A footer bar shows system status: 'Server stoppen' (with a stop icon), 'Shutter Server', 'BMS Server', 'Datenbank', 'Helligkeit', 'Diffus', and 'Strahlung' (all with checkmarks). The bottom right corner of the table area shows '1 - 8 von 8 Einträgen'.

Name	Status	Jalousieposition	Lamellenposition
Gruppe 00-A1-1	Sonne: Helligkeit überschritten	Unten	3
Gruppe 00-A2-1	Sonne: Helligkeit überschritten	Unten	3
Gruppe 00-A2-2	Sonne: Helligkeit überschritten	Unten	3
Gruppe 00-A2-4	Sonne: Helligkeit überschritten	Unten	3
Gruppe 00-A3-4	Schatten: Bewölkt	Oben	0
Gruppe 00-A3-5	Schatten: Bewölkt	Oben	0
Gruppe 00-A4-4	Schatten: Fremd-/Eigenschatten	Oben	0
Gruppe 00-A4-5	Schatten: Fremd-/Eigenschatten	Oben	0

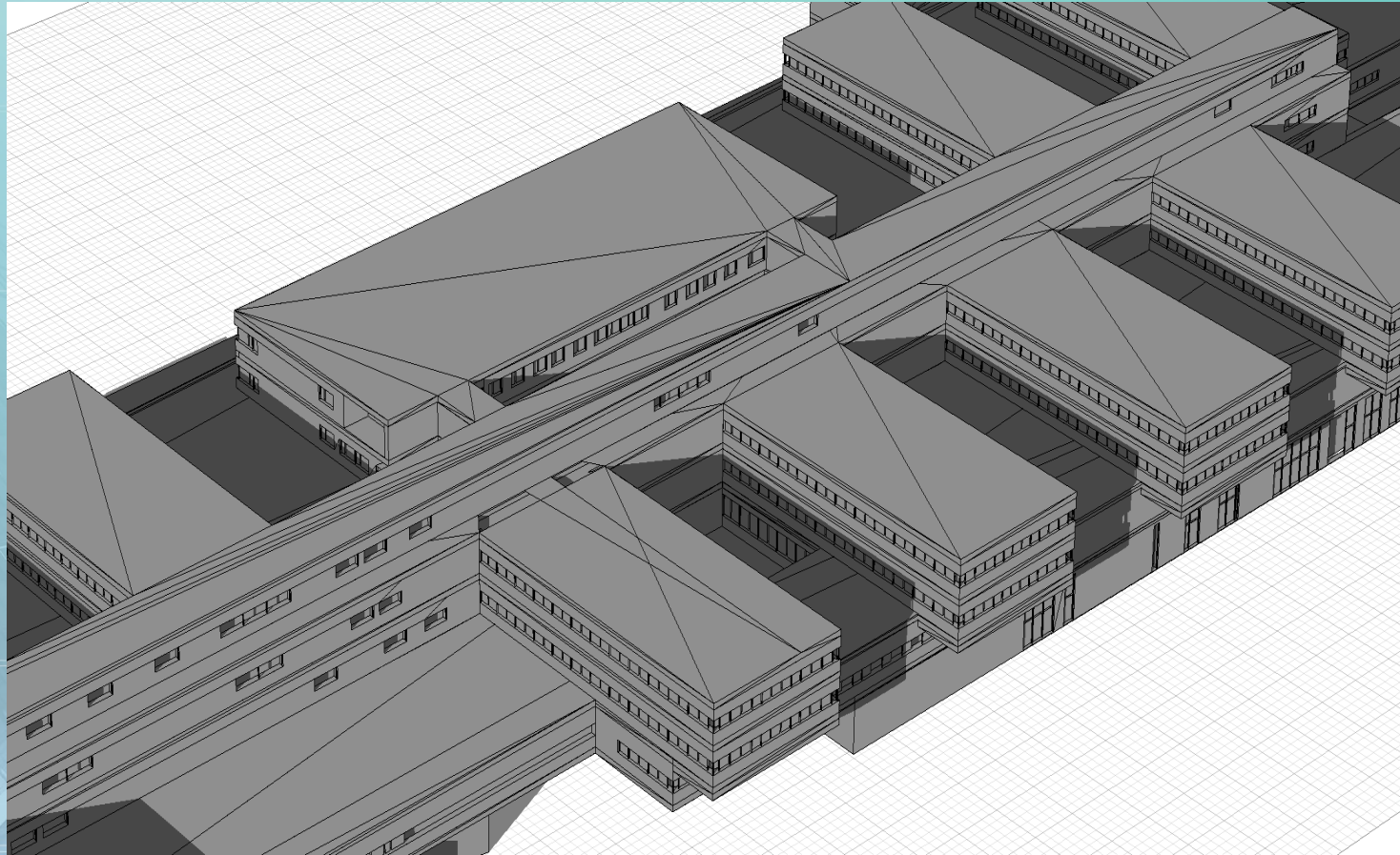


Data points

9,600
Modbus data points

Blinds

4,800

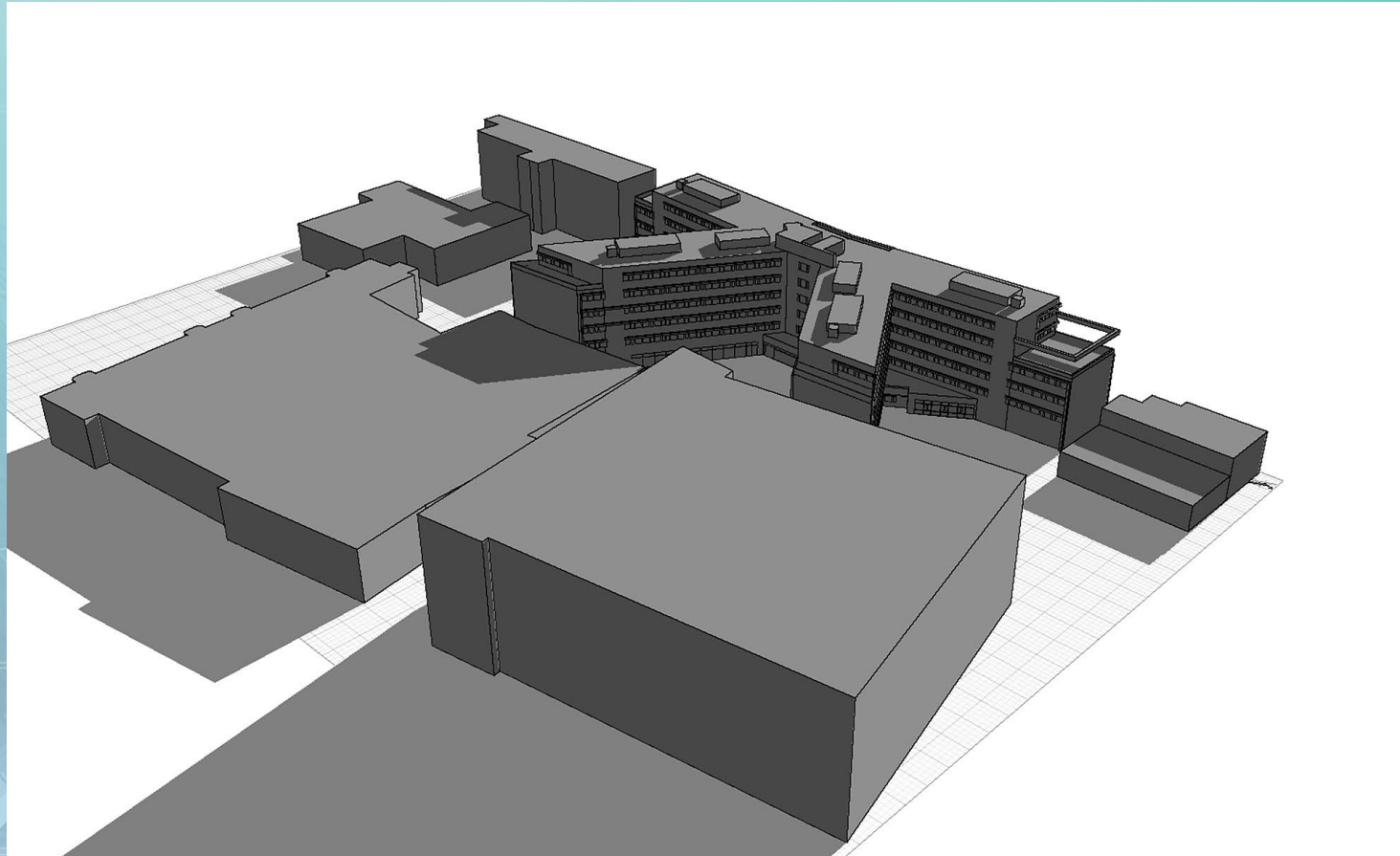


Data points

11,500
KNX group addresses

Blinds

1,380



Data points

7,000
KNX group addresses

Blinds

500

Sky Office Tower



Data points

25,000
KNX group addresses

Blinds

3,200



Data points

135,000
KNX group addresses

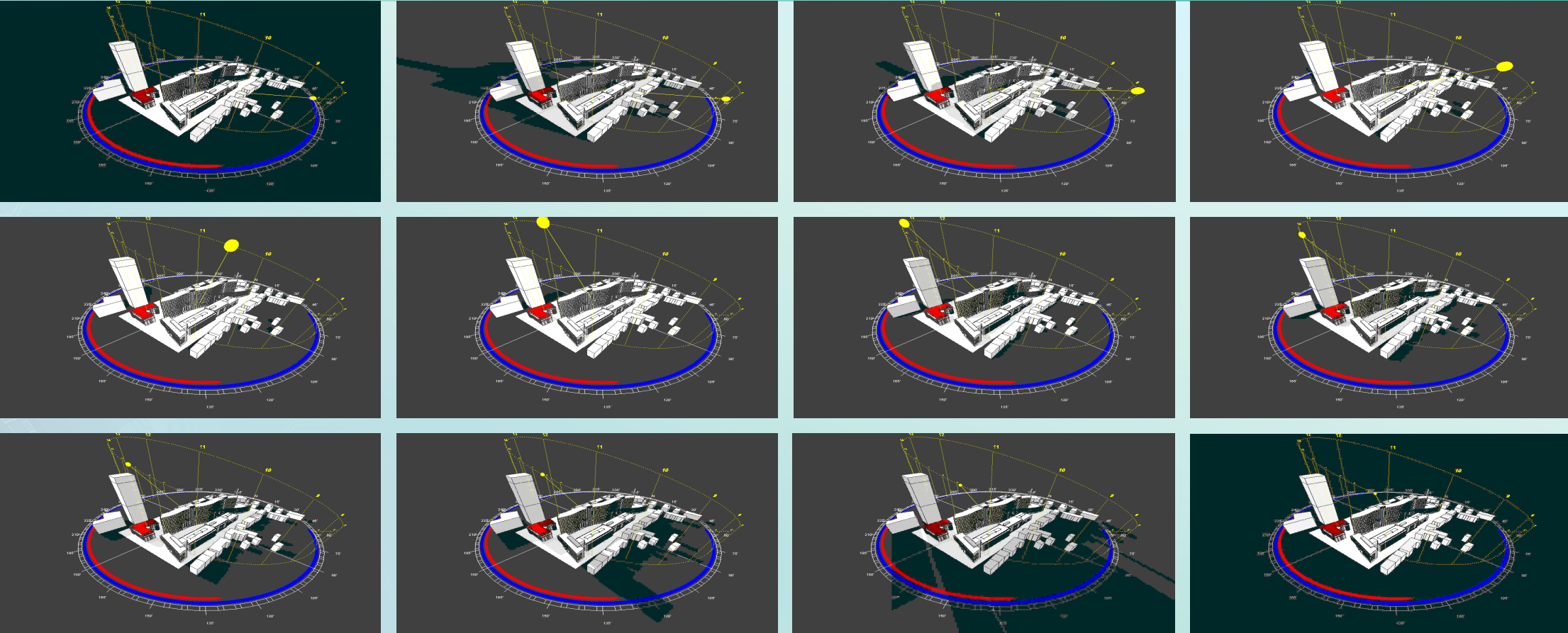
Blinds

4,800

Gateways: 7 x 20

Realization: cluster solution

Frankfurter Welle - 3D simulation



www.netxautomation.com